

POWER TWO PRESS-FIT

Power elements



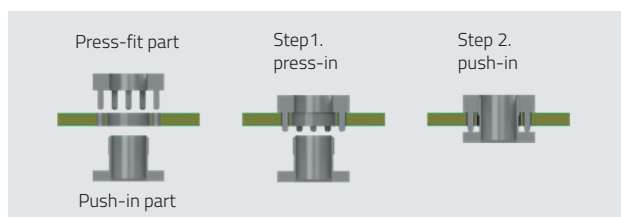
PowerTwo Press-fit Power elements are two-piece high current contacts and a solution patented by Würth Elektronik ICS for the screw technology on PCBs. They enable a permanent and reliable connection or mounting on the PCB without adding stress. Depending on the pin arrangement and the corresponding layout, currents of up to 500 amperes are possible. The assembly method allows individual adjustments regarding dimensions.

Applications

- Contacting / mounting of switches, fuses, IGBTs, etc.
- Wire-to-board screw connection of the cable lugs
- Board-to-board
- Electromechanics such as mounting of housings and space

Processing

PowerTwo Press-fit Power elements are pressed into the PCB. Soldering is not required, so there is no temperature stress. The manufacturing step easily fits into the process and is highly cost effective. With the aid of corresponding tools, several Power elements can be pressed in simultaneously.



Processing information

- For assembling prototypes, no special equipment is required for pressing-in, a simple toggle press is sufficient.
- The PCB must be supported during the press-fit process.
- The press force has to be applied at a 90° angle to the PCB.
- PCB through-hole plating has to be performed according to the specifications of Würth Elektronik ICS.
- After the pressing process, the pins should stand out of the drilled hole.
- The PowerTwo Press-fit high current contacts are designed for pressing-in, a soldering process is not intended.
- Only use suitable press-fit tools.

Technical data	
Current carrying capacity	see table on the back
Material	CuZn39Pb3
Surfaces	tin-plated (standard)
	further surfaces such as nickel, silver, nickel/gold and others on demand

Dimensions (standard)	
Length x width	from 9 x 9 mm
Height above PCB	from 3 mm
Pin length	3.5 mm, others on demand
Pin diagonal	1.6 mm, others on demand

PCB	
Base material	FR4 (EP-GC-)
PCB thickness	from 1.5 mm
Drilling diameter	1.60 - 0.025 mm
Final diameter	
▪ HAL surface	1.45 +/- 0.05 mm
▪ chemical surface	1.475 +/- 0.05 mm
Copper in hole thickness	min. 25 µm, max. 80 µm

Processing parameters	
Press-in force	min. 60 N per pin max. 250 N per pin
Retention force	60 - 80% of the press-in force
Press-in speed	100 - 250 mm/min



REACH
COMPLIANT



RoHS
COMPLIANT



All products of the standard portfolio can also be individualised as customer-specific variants.

POWER TWO PRESS-FIT

Power elements

PCB design

The PCB has to be designed in accordance with the latest edition of IPC A 600.

For solid press-fit technology, the PCBs are finished according to the Würth Elektronik ICS Press-fit specifications. Particular attention should be paid to the drill diameter and the copper thickness.

Torques

Torque values for the various thread dimensions can be found in the table opposite. Different material combinations or different thread lengths of the connectors are not listed here. Depending on the thread length, the bushes can be tightened with higher torques.

Current carrying capacity

The current carrying capacity of a press-fit connection has to always be considered in the context of the overall system. The press-fit zone has a very low electrical contact resistance of 100 – 200 $\mu\Omega$.


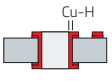
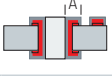
The limiting factor therefore usually lies in the PCB layout or in the connection of a feed line.

Qualification

PowerTwo Press-fit High Current Contacts have successfully passed the vibration test and the mechanical shock test according to the ISO 16750-3 standard.

Vibration test according to ISO 16750-3:2012 4.1.2.7 Random Test VII.
Mechanical shock test according to ISO 16750-3:2012 4.2.3 Severity 2.

Würth Elektronik ICS – Press-fit specification 5.1 (Example for 1.6 mm pin)

Drill \emptyset		drill tool drill hole	1.60 mm 1.60 - 0.025 mm
Cu		Cu - in Hole Annular Ring	Average 30 – 60 μm min. 25 μm , max. 80 μm * min. 125 μm
End \emptyset		depends on surface HAL chem. surfaces	(1.45 +/- 0.05 mm) (1.475 +/- 0.05 mm)

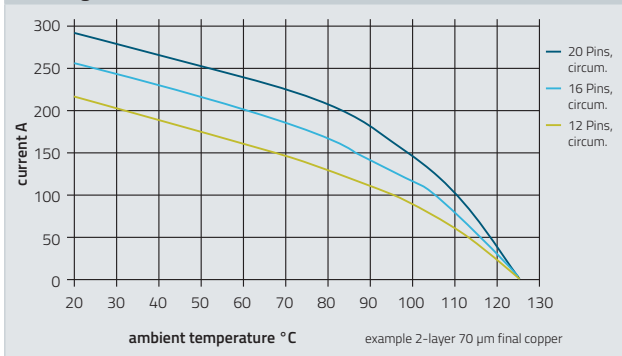
Note: For press-fit technology, drill \emptyset and copper thickness are fix.
End \emptyset for reference only.

*single measurement points in microsection





Torques for brass

Thread	M2.5	M3	M4	M5	M6	M8	M10
Nm	0.3	0.5	1.2	2.2	3.9	9.0	17.0

Derating curve PowerTwo Press-fit



Overview of PowerTwo Press-fit standard products

Construction form				
Pins	Current carrying capacity at 20°C* / 85°C*		Dimensions	
4, 8, 12	~ 60 – 180 A / ~ 36 – 108 A		M 3 – M 4 with \emptyset 3.1 – \emptyset 4.2	
8, 16	~ 120 – 240 A / ~ 72 – 144 A		M 4 – M 5 with \emptyset 4.1 – \emptyset 5.3	
10, 16	~ 150 – 240 A / ~ 90 – 144 A		M 5 – M 6 with \emptyset 4.1 – \emptyset 6.4	
12, 16, 20, 24	~ 180 – 360 A / ~ 108 – 216 A		M 6 – M 8 with \emptyset 6.1 – \emptyset 8.5	
20, 25, 28, 40, 42	~ 300 – 630 A / ~ 180 – 378 A		M 6 – M 8 with \emptyset 6.1 – \emptyset 8.5	
24, 32	~ 360 – 480 A / ~ 216 – 288 A		M 8 – M 10 with \emptyset 8.1 – \emptyset 10.5	
28, 32, 56	~ 420 – 840 A / ~ 252 – 504 A		M 8 – M 10 with \emptyset 2.6 – \emptyset 10.5	

* referred to a limit temperature of 125 °C

Supplies

Press-fit tools and plates are available on demand.

For more information visit us at:

www.powerelement.com

or call: +49 7940 9810-4444

Würth Elektronik ICS GmbH & Co. KG

Intelligent Power & Control Systems

Gewerbepark Waldzimmern · Würthstraße 1

74676 Niedernhall · Germany

+49 7940 9810-0 · Fax +49 7940 9810-1099

ics@we-online.com · www.we-online.com/ics

We reserve the right to make technical changes and changes to the product range.
No liability for printing errors and mistakes